



ESTADO ANALÍTICO DEL EJERCICIO DEL PRESUPUESTO DE EGRESOS
CLASIFICACIÓN ADMINISTRATIVA
Del 1 de Enero al 31 de Agosto de 2020
(Cifras en pesos)

Concepto	Egreso Aprobado (1)	Ampliaciones/Reducciones (2)	Egreso Modificado (3=1+2)	Egreso Devengado (4)	Egreso Pagado (5)	Subejercicio (6=3-4)
3	SECTOR PUBLICO MUNICIPAL	174,904,125.52	12,813,362.23	187,717,487.75	97,933,621.97	89,783,865.78
3.1	SECTOR PUBLICO NO FINANCIERO	174,904,125.52	12,813,362.23	187,717,487.75	97,933,621.97	89,783,865.78
3.1.1	GOBIERNO GENERAL MUNICIPAL	174,904,125.52	12,813,362.23	187,717,487.75	97,933,621.97	89,783,865.78
3.1.1.1	GOBIERNO MUNICIPAL	174,904,125.52	12,813,362.23	187,717,487.75	97,933,621.97	89,783,865.78
3.1.1.1.1	ORGANO EJECUTIVO MUNICIPAL (AYUNTAMIENTO)	174,904,125.52	12,813,362.23	187,717,487.75	97,933,621.97	89,783,865.78
3.1.1.1.1.50	CORONANGO PUEBLA	174,904,125.52	12,813,362.23	187,717,487.75	97,933,621.97	89,783,865.78
000	RAMO GENERAL	0.00	0.00	0.00	0.00	0.00
01	PRESIDENCIA	8,404,460.29	-390,370.18	8,014,090.11	5,905,143.65	2,108,946.46
02	SINDICATURA	7,250,000.00	-3,367,958.73	3,882,041.27	1,756,367.98	2,125,673.29
03	REGIDORES	2,268,000.00	1,630,254.68	3,898,254.68	1,939,249.88	1,959,004.80
04	AGUA POTABLE	1,093,048.24	5,888,275.55	6,981,323.79	6,644,707.44	336,616.35
05	BIENESTAR Y AGRICULTURA	896,841.36	464,992.59	1,361,833.95	1,047,555.33	314,278.62
06	CONTRALORIA	1,143,402.74	70,022.84	1,213,425.58	966,492.08	246,933.50
07	DESARROLLO ECONOMICO	45,688,623.66	-17,638,197.58	28,050,426.08	39,753.90	28,010,672.18
08	DIRECCION DIF	7,863,749.26	-3,908,478.78	3,955,270.48	2,887,031.10	1,068,239.38
09	EDUCACION	1,889,723.30	-135,386.02	1,754,337.28	573,040.26	1,181,297.02
10	CULTURA	370,000.00	516,276.00	886,276.00	536,276.00	350,000.00
11	TRADICIONES Y COSTUMBRES	370,000.00	-20,000.00	350,000.00	0.00	350,000.00
12	GOBERNACION	1,704,795.00	77,975.63	1,782,770.63	1,449,734.13	333,036.50
13	INSTANCIA MUNICIPAL DEL DEPORTE	370,000.00	116,695.26	486,695.26	65,239.86	421,455.40
14	INSTANCIA MUNICIPAL DE LA JUVENTUD	0.00	441,413.89	441,413.89	343,242.58	98,171.31
15	INSTANCIA MUNICIPAL DE LA MUJER	370,000.00	137,570.68	507,570.68	169,938.33	337,632.35
16	JUNTAS AUXILIARES	300,000.00	264,538.27	564,538.27	357,740.00	206,798.27
17	MISIONES DE SAN FRANCISCO	1,042,524.30	159,680.01	1,202,204.31	629,014.31	573,190.00
18	OBRA PUBLICA	45,909,891.77	286,649.58	46,196,541.35	13,816,972.34	32,379,569.01
19	DESARROLLO URBANO	0.00	229.68	229.68	229.68	0.00
20	MEDIO AMBIENTE	370,000.00	100,714.10	470,714.10	127,672.15	343,041.95
21	COMUNICACION SOCIAL	1,223,754.10	1,363,168.80	2,586,922.90	2,162,684.25	424,238.65
22	PLANEACION	640,076.54	372,424.22	1,012,500.76	653,117.44	359,383.32
23	ATENCION Y PARTICIPACION CIUDADANA	2,675,729.28	-1,360,647.05	1,315,082.23	535,755.33	779,326.90
24	PROTECCION CIVIL	692,645.42	768,105.96	1,460,751.38	1,128,136.38	332,615.00
25	SALUD	1,270,591.36	877,823.16	2,148,414.52	1,670,927.10	477,487.42
26	SECRETARIA GENERAL	3,819,813.92	-852,007.47	2,967,806.45	915,811.94	2,051,994.51
27	SEGURIDAD PUBLICA	0.00	16,910,202.43	16,910,202.43	16,909,482.43	0.00
28	SERVICIOS PUBLICOS	0.00	11,217,475.91	11,217,475.91	11,193,768.42	23,707.49
29	ALUMBRADO PUBLICO	740,000.00	1,921,023.70	2,661,023.70	1,961,023.70	700,000.00
30	MERCADO MUNICIPAL	370,000.00	-20,000.00	350,000.00	0.00	350,000.00
31	PANTEONES, PARQUES Y JARDINES	370,000.00	9,303.00	379,303.00	29,303.00	350,000.00
32	TESORERIA	14,135,364.26	-7,404,904.79	6,730,459.47	3,708,305.20	3,022,154.27


ESTADO ANALÍTICO DEL EJERCICIO DEL PRESUPUESTO DE EGRESOS
CLASIFICACIÓN ADMINISTRATIVA
Del 1 de Enero al 31 de Agosto de 2020
(Cifras en pesos)

Concepto	Egreso Aprobado (1)	Ampliaciones/Reducciones (2)	Egreso Modificado (3=1+2)	Egreso Devengado (4)	Egreso Pagado (5)	Subejercicio (6=3-4)
33 CONTABILIDAD	2,535,782.34	-721,461.15	1,814,321.19	1,233,423.99	1,233,423.99	580,897.20
34 INGRESOS	3,526,043.30	-999,582.71	2,526,460.59	958,790.16	958,790.16	1,567,670.43
35 CATASTRO	1,125,295.56	2,744,265.46	3,869,561.02	3,572,967.47	3,572,967.47	296,593.55
36 SISTEMAS	1,217,176.74	-105,228.85	1,111,947.89	662,401.14	662,401.14	449,546.75
37 PATRIMONIO Y PARQUE VEHICULAR	1,178,412.44	900,286.46	2,078,698.90	1,645,476.53	1,640,018.53	433,222.37
38 EJECUCION Y VERIFICACION	817,388.74	-116,554.88	700,833.86	263,927.54	263,927.54	436,906.32
39 ADQUISICION Y RECURSOS MATERIALES	7,757,472.78	144,806.64	7,902,279.42	5,214,895.72	5,214,895.72	2,687,383.70
40 FINANZAS	560,335.58	24,104.44	584,440.02	209,008.72	209,008.72	375,431.30
41 RECURSOS HUMANOS	2,304,104.06	480,813.50	2,784,917.56	1,976,013.88	1,976,013.88	808,903.68
42 TRANSPARENCIA	639,079.18	-50,138.71	588,940.47	295,023.65	295,023.65	293,916.82
43 REGISTRO CIVIL	0.00	728,604.67	728,604.67	728,604.67	728,604.67	0.00
44 NORMATIVIDAD Y REGULACION COMERCIAL	0.00	321,373.50	321,373.50	248,470.95	248,470.95	72,902.55
45 JUZGADO MUNICIPAL	0.00	376,600.94	376,600.94	290,378.51	290,378.51	86,222.43
46 PREVENCION AL DELITO Y ATENCION A VICTIMAS	0.00	409,963.08	409,963.08	331,158.35	311,158.35	78,804.73
47 SECRETARIA PARTICULAR	0.00	153,641.00	153,641.00	153,641.00	153,641.00	0.00
48 DIRECCION DE ARCHIVO	0.00	25,003.50	25,003.50	25,003.50	25,003.50	0.00
TOTAL DEL GASTO	174,904,125.52	12,813,362.23	187,717,487.75	97,933,621.97	97,532,154.96	89,783,865.78

Bajo protesta de decir verdad declaramos que los Estados Financieros y sus notas, son razonablemente correctos y son responsabilidad del emisor.

 ANTONIO TEUTLI CUAUTLE IRIS MABEL AMASTAL ALONSO
 PRESIDENTE MUNICIPAL CONSTITUCIONAL SECRETARIA GENERAL



 PATRICIA CUATRECASAS SANCHEZ
 TESORERA MUNICIPAL

